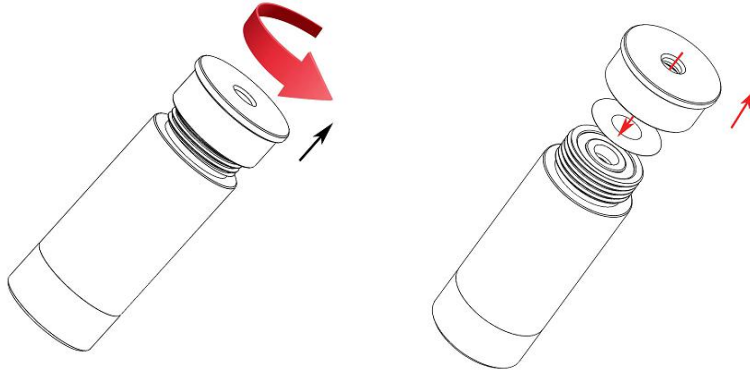


Instructions Of Defender

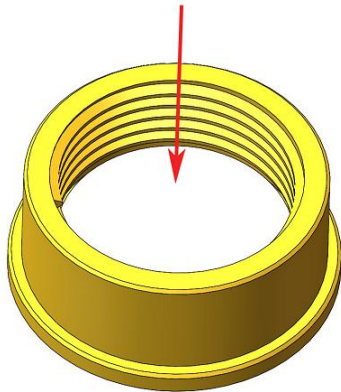
Step1: Air Cartridge air filling

1. Unscrew the back cover of the cartridge case. Remove the Burst Disk. That was perforated after the last excitation and insert a new intact Burst Disk.



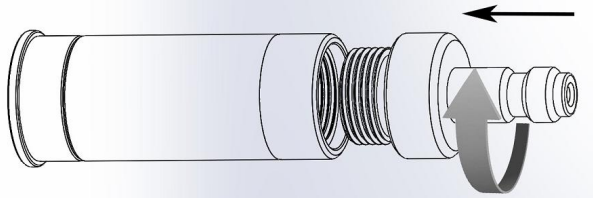
Notice: 26-35MPa use stainless steel burst disc.

2. The Burst Disk should be placed flat on the bottom of the air cartridge.




3. Tighten the back cover and it is normal to have a residual gap after tightening. That is the thickness of the Burst Disk.

4. Tighten the Filling Charging adaptor and connect it to the air filling devices(Hand pump, air compressor or air tank recharging station)



5. After the air refilling is completed, unscrew the Filling Charging adaptor.

6. Burst disk protrusions are normal phenomena after air filling.



Step 2: preparing to launch


1. Shoot arrows

Screw the arrow launcher to the front of the air cartridge. Insert the arrow into the arrow launcher tube and insert it all the way to the edge.



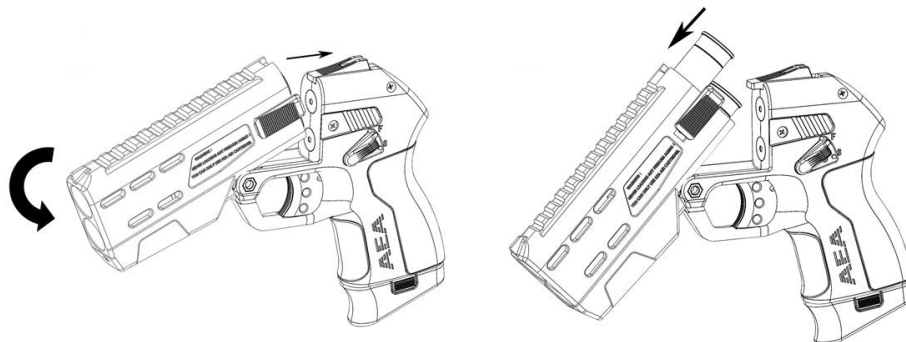
2. Shoot pepper water

Screw the pepper water launch tube to the front of the air cartridge.



Step 3: Launch

Slide the unlock button on the gun backwards and fold the front sleeve down. Load the prepared air cartridge. Before the upper fold, the sleeve is reset and the lock knob is locked.



The safety device will not be able to pull the trigger at S. Move to F to launch.

WARNING

1. Every AEA air cartridges are strictly hydro-static tested, and the burst pressure is above 100MPA. So 26-35MPA can be used safely. However, do not exceed the Max Recharging air pressure(35Mpa).
2. This product can only be used with AEA company's air cartridges, and firearm shells are strictly forbidden to be used.
3. The air cartridges must not be filled with oxygen. Only clean compressed air and other inert gases can be used, just like other PCP air guns usage.
4. Do not use this air cartridge after the possibility of damage to the cartridge case, such as acid or fire.

The AEA PRECISION AIRGUN INC. reserves the right of final interpretation.

www.aeaairgun.com

Email: aeaairgun@gmail.com